

P160

P160

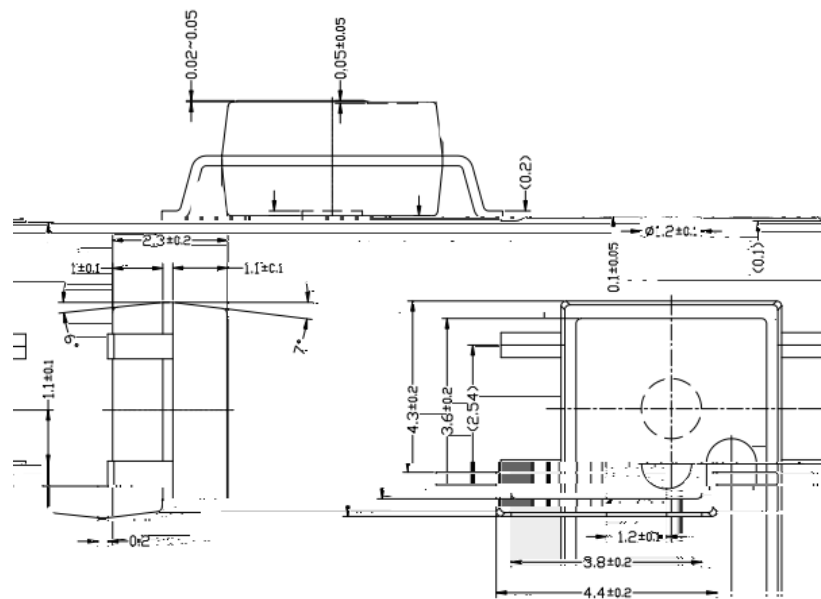
600 V
LED 10mA
2500 Vrms

AC

● Schematic




- 1
- 2
- 3
- 4



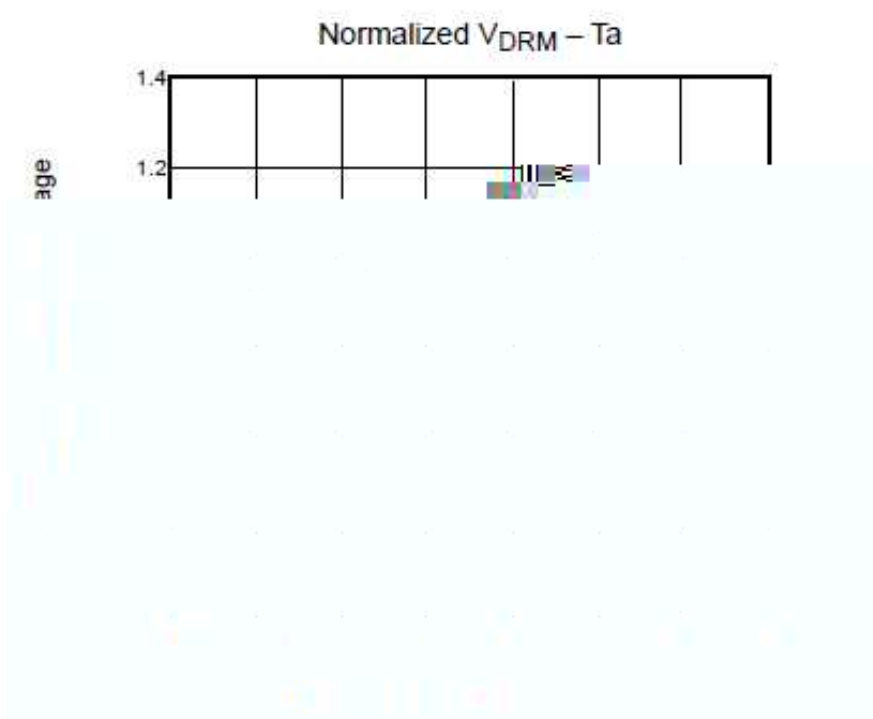

LED		IF	50	mA
		VR	5	V
		IFP	1	A
		IF/	-0.7	mA/
		VDRM	600	V
RMS	Ta=25	IT	70	mA
	Ta=70		40	
	Ta 25		IT/	-0.7
		Tstg	-40~150	
		Topr	-40~85	
		Tsol	260(10s)	
		PD/	-4.0	mW/

BVS 2500(AC,


LI



--	--	--	--



LI



--	--	--	--

