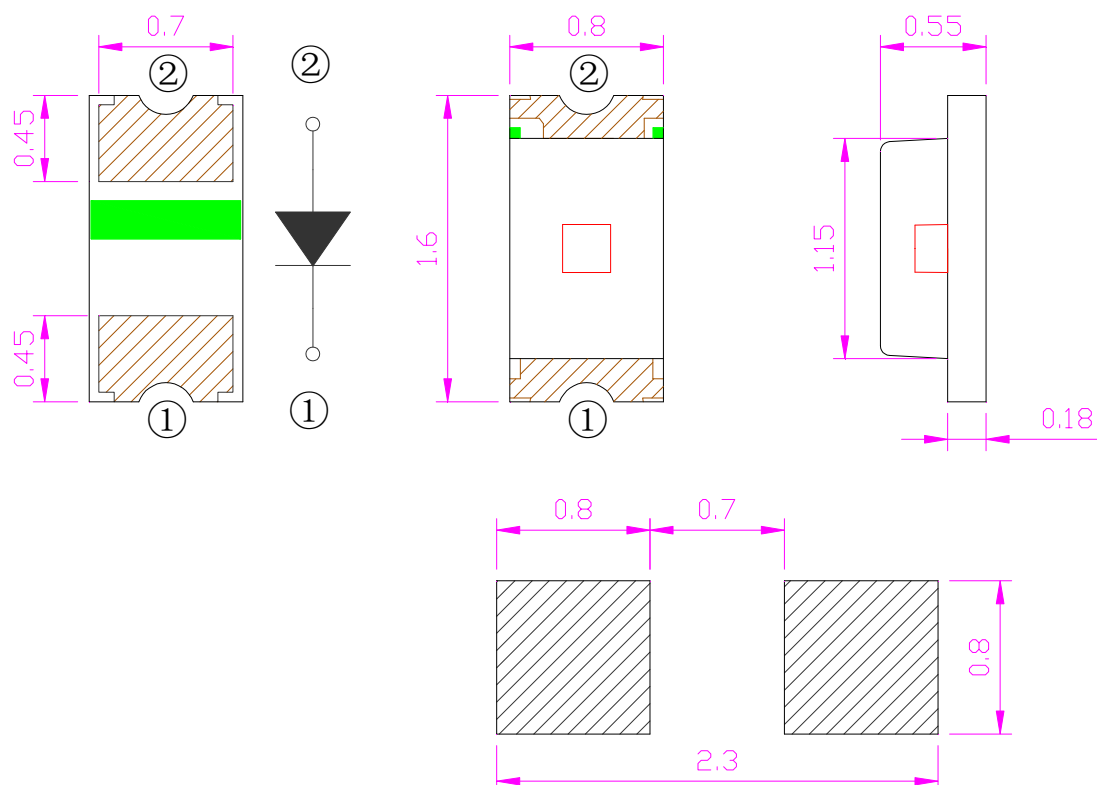




Features

- Pb free product—RoHS compliant
- Low power consumption, High efficiency
- Reliable and rugged
- Long life – solid state reliability
- Viewing Angle: 140°

Package Dimension



Part NO.	Lens Color	Source Color
SL-T0603SRC020-L55	Water Clear	Red

Notes:

1. All dimensions are in millimeters.
2. Tolerance is ± 0.10 mm unless otherwise noted
3. Specifications are subject to change without notice.





Label Explanation


LIGHT Universal Label
(Reel Label)

LIGHT	
Light Electronics CO., LTD.	
MODEL NAME: _____	LOT NO. : _____
QUANTITY: _____	
BIN: _____	
PACKING DATE: _____	
REMARKS: _____	

Customer Defined Label
(Aluminum Moisture Proof Bag Label)

LIGHT	
Light Electronics CO., LTD.	
MODEL NAME: _____	LOT NO. : _____
QUANTITY: _____	
BIN: _____	
PACKING DATE: _____	
CUSTOMER P/N: _____	

Reel Dimensions



Note: Tolerance unless mentioned is $\pm 0.2\text{mm}$; Unit = mm

LIGH

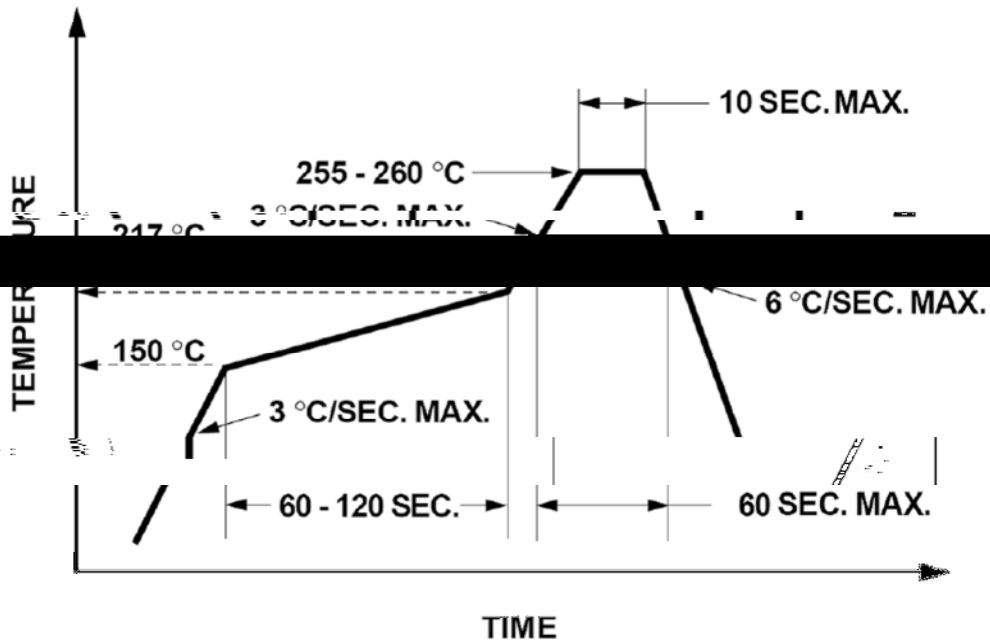
LIGHT ELECTRONICS CO., LTD.

Part No. SL-T0603SRC020-L55

Page

7 of 8

LG-OR-R009-01



1. Reflow soldering should not be done more than two times.
2. When soldering, do not put stress on the LEDs during heating.

Soldering iron

1. When hand soldering, the temperature of the iron must less than 300°C for 3 seconds.
2. The hand solder should be done only once.

Repairing

~~Repair should not be done after the LEDs have been soldered. When repairing is unavoidable, a double-neck soldering iron should be used (as below figure). It should be confirmed beforehand whether the characteristics of LEDs will or will not be damaged by repairing.~~

