

SL-T4232IRC050-L395-C DATA SHEET

SPEC. NO. : SZ19091201
DATE : 2019/09/24
REV. : A/1

Approved By:

Checked By:

Prepared By:

L



Absolute Maximum Ratings at Ta=25

Parameter	MAX.	Unit
Power Dissipation	150	mW
Continuous Forward Current	50	mA
Peak Forward Current ^{*3}	500	mA
Reverse Voltage	5	V
Electrostatic Discharge (HBM) ^{*5}	2000	V
Moisture Sensitivity Level ^{*1}	5a	
Operating Temperature	-40 to + 85	
Storage Temperature	-40 to + 100	
IR Reflow Temperature ^{*4}	260 for 10 Seconds MAX.	

1. Storage

- (1). Storage requirements before vacuum bag opened: Temperature<30 , Humidity<65%RH;
- (2). Check air leakage and vacuum bag damage before opened. If there is any issue found, check the humidity indicator card immediately after bag opened:
 - a. If color changes on “10% circle” of the humidity indicator card only and not the circles of 20% and above, components can be used without additional handling;
 - b. If color changes on both 10% and 20% circles but not the circles of 30% and above, components must be dehumidified according to the conditions of bullet (5);
 - c. If color changes on 10%, 20%, and 30% circle or above, the product should be returned to the supplier for high temperature dehumidification;
- (3). After bag opened, manual soldering or reflow process must follow the following requirements:
 - a. Complete soldering / reflow within 24 hours;
 - b. Requirements of working environment: Temperature<30 , Humidity<60%RH;
- (4). If the working condition is outside (3)a or (3)b requirement, the components must be dehumidified according to the conditions of bullet (5);
- (5). Low temperature dehumidification: temperature 60±5 24 hours;
- (6). Shelf life: 30 days. If it's over 30 days from the production date on the package label, the components must be dehumidified according to the condition of bullet (5). If customer is unable to dehumidify, return components to LIGHT for dehumidification.

2. Cleaning:

Use alcohol-based cleaning solvents such as isopropyl alcohol to clean the LED if necessary.

3. Peak Forward Current:

Condition for is IFP pulse

4. IR Reflow Temperature:

It is the Plate Temperature.

5. Caution in ESD:


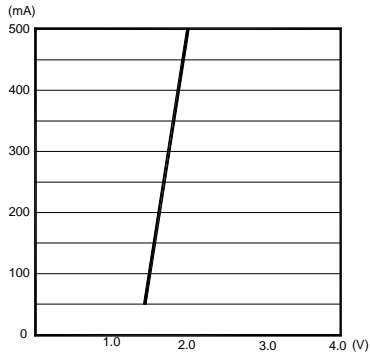
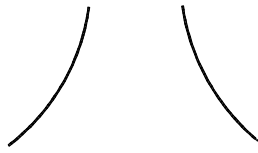
Static Electricity and surge damages the LED. It is recommend to use a wrist band or anti-electrostatic glove when handling the LED. All devices, equipment and machinery must be properly grounded.

LIGHT



Part No.	SL-T4232IRC050-L395-C	Page	4 of 9
-----------------	------------------------------	-------------	---------------

Typical Electrical / Optical Characteristics Curves (25 Ambient Temperature Unless Otherwise Noted)



Infrared Emitting Diode Specification


●Commodity: Infrared emitting diode

●Radiant Intensity Bin Limits (IF=50mA)

BIN CODE	Min.(mW/sr)	Max. (mW/sr)
32	26	31
33	31	37
34	37	44
35	44	53
36	53	64

NOTE: The Ie guarantee should be added 15% tolerance.

LIGHT



LIG



Part No.	SL-T4232IRC050-L395-C	Page	8 of 9
-----------------	------------------------------	-------------	---------------

